



Today is ...

The days of the week and the months

A sample lesson plan for CLIL LOTE transitions - to be used in the language classroom

Subject: German

Level: Primary education (Year 6), Pre-A1/A1

Duration: 2 x 30 minutes (part 1: The days of the week, part 2: The months)

Short description, part 1: The days of the week

In this lesson plan proposal the students will study the days of the week through German. Students hereby will learn and revise content related to Geography in Primary Schools and at the same time learn a foreign language at Pre-A1/A1.

Main learning objectives for language learning:




- To be able to understand and say the days of the week in German.


Main learning objectives for content learning:

- To learn the days of the week

Main learning objectives for plurilingual education:

- To be able to name the days of the week in the languages they know, e.g., using home languages, and to compare languages.

	Learning objectives for language learning, for content learning, and for plurilingual education	Icons	Activities	Tools/resources
Step 1	<p>A motivating beginning will</p> <ul style="list-style-type: none"> - trigger the students' thinking and - their desire to know and learn. 		<p>An introductory activity to present the topic: Students listen to a song. They are asked to name as many days of the week as possible mentioned in the song and to name the days of the week in languages they know, e.g., using home languages.</p>	<p>Song:</p> <p>https://www.youtube.com/watch?v=tG1O4gv7bAA</p> <p>and/or</p> <p>https://www.youtube.com/watch?v=RSiKVHCMv44</p>
Step 2	<p>German is used as a tool in the learning of Geography. Students will</p> <ul style="list-style-type: none"> - learn the days of the week in German - practise their pronunciation by naming the days of the week. 		<p>Students watch a video and listen to the names of the days of the week in German. They repeat the days of the week in a playful way.</p>	<p>Video:</p> <p>https://www.youtube.com/watch?v=IvZ64DfwoDk</p>
Step 3	<p>German is used as a tool in the learning of Geography. Students will</p> <ul style="list-style-type: none"> - practise naming the days of the week through a guessing game. - get an understanding of how the days of the week are constructed (ending -woch and -tag) 		<p>Students watch another video and play a missing game: <i>Die Wochentage - Was fehlt?</i> Students are guided towards the ending <i>-woch</i> and the ending <i>-tag</i> in almost</p>	<p>Video:</p> <p>https://www.youtube.com/watch?v=Eu-zE3qpvG4</p>

	- compare German and English		all of the words and compare with English.	
Step 4	<p>German is used as a tool in the learning of Geography. Students will</p> <p>- be able to name the days of the week in sequence.</p>		<p>Pair Work: Students are given flashcards and have to put the days of the week in the correct order and write them down. Task is to be corrected in class.</p>	<p>Flashcards</p>

Short description, part 2: The months

In this lesson plan proposal the students will study the names of the months through German. Students will hereby learn and revise content related to Geography in Primary Schools and at the same time learn a foreign language at Pre-A1/A1.

Main learning objectives for language learning:




- To be able to understand and say the months in German.

Main learning objectives for content learning:

- To learn the months

Main learning objectives for plurilingual education:

- To be able to name the months in the languages they know, e.g., using home languages, and to compare languages.

	Learning objectives for language learning, for content learning, and for plurilingual education	Icons	Activities	Tools/resources
Step 1	<p>A motivating beginning will</p> <ul style="list-style-type: none"> - trigger the students' thinking and - their desire to know and learn. <p>Students are invited to name the months in the languages they know, e.g., using home languages, and to compare languages.</p>		<p>An introductory activity to present the topic: Students listen to a song. They are asked to name as many months as possible mentioned in the song and to name the months in languages they know, e.g., using home languages.</p>	<p>Song:</p> <p>https://www.youtube.com/watch?v=eQ7SFs7LjHg</p> <p>and/or</p> <p>https://www.youtube.com/watch?v=PR82zuSMugQ</p>
Step 2	<p>German is used as a tool in the learning of Geography. Students will</p> <ul style="list-style-type: none"> - learn the months in German - practice their pronunciation by naming the months of the year. 		<p>Students watch a video and listen to the names of the months in German. They repeat the months in a playful way.</p>	<p>Video:</p> <p>https://youtu.be/iuXA25vTVfU</p>
Step 3	<p>German is used as a tool in the learning of Geography. Students will practice</p> <ul style="list-style-type: none"> - naming the months through a guessing game. 		<p>Students watch another video and play a missing game: <i>Die Monate- Schwupps! Was fehlt?</i></p>	<p>Video:</p> <p>https://youtu.be/ZD-zEIanENw</p>

Step 4	<p>German is used as a tool in the learning of Geography. Students will</p> <ul style="list-style-type: none"> - be able to name the months of the year in sequence. 		<p>Pair Work: Students are given flashcards and have to put the months in the correct order and write them down. Task is to be corrected in class.</p>	<p>Flashcards</p>
---------------	---	--	--	-----------------------------------

Author:

Erica Kawka Armeni [DLAP/erica.kawka.armeni@ilearn.edu.mt]

Adapted from a lesson plan created by Ms. Stephanie Dempsey [Teacher of German and FLAP Teacher/stephanie.dempsey@ilearn.edu.mt]