

# I come from...

A sample lesson plan for CLIL LOTE transitions - to be used in the language classroom

**Subject:** German

**Level:** Primary education (Age: 6), Pre-A1/A1

**Duration:** 2/3 x 30 Minutes

## Short description:

In this lesson plan proposal the students will work with the theme “I come from ...” and will hereby study Geography through German. Students will revise and learn content related to Geography in primary schools and at the same time learn a foreign language at a Pre A1/A1 level.

## Main learning objectives for language learning:


- To be able to say where one comes from and ask others.
- To be able to say where one lives and ask others.



## Main learning objectives for content learning:



- To learn names of countries the students come from.
- To learn names of countries and capitals.

## Main learning objectives for plurilingual education:

- To be able to name countries in the languages they know, e.g., using home languages, and to compare languages.

	<b>Learning objectives for language learning, for content learning, and for plurilingual education</b>	<b>Icons</b>	<b>Activities</b>	<b>Tools/resources</b>
<b>Step 1</b>	<p><b>A motivating beginning will</b></p> <ul style="list-style-type: none"> <li>- trigger the students' thinking and</li> <li>- their desire to know and learn.</li> </ul>		<p>An introductory activity to present the topic: Students listen to a song: <i>Die Länder unserer Erde</i> and are asked to name as many countries as possible mentioned in the song. They are invited to name the countries in the languages they know, e.g., using home languages.</p> <p>The teacher draws their attention to similarities and differences with focus on the names in German.</p> <p>Students are then presented with a globe (realia) and are presented with the topic of the lesson.</p>	<p><b>Song:</b>  <a href="https://www.youtube.com/watch?v=3M0GnUh1Tlo">https://www.youtube.com/watch?v=3M0GnUh1Tlo</a></p> <p><b>Globe</b></p>

<p><b>Step 2</b></p>	<p><b>German is used as a tool in the learning of Geography. Students will identify</b></p> <ul style="list-style-type: none"> <li>- <b>where they come from.</b></li> <li>- <b>where they live.</b></li> </ul> <p>Students are invited to name countries in the languages they know, e.g., using home languages, and to compare languages.</p>		<p>Students are introduced to the phrases <i>Woher kommst du? Ich komme aus.../Wo wohnst du?/Ich wohne in...</i></p> <p>And invited to name the countries they come from in the languages they know, e.g., using home languages.</p> <p>Afterwards, the students learn names of some countries and their capital cities in German.</p> <p>In pairs students practice the new learnt phrases.</p>	<p><b>Power Point Presentation</b></p>
<p><b>Step 3</b></p>	<p><b>German is used as a tool in the learning of Geography. Students will locate</b></p> <ul style="list-style-type: none"> <li>- <b>a European Country on a map.</b></li> </ul>		<p><b>Pair Work / role play:</b></p> <p>Two names of students are drawn out of a bag. One of the student has to ask the questions ‘Woher kommst du?’ and points at a country on a map. The other student has to answer ‘Ich komme aus ...’.</p> <p>Students will then switch roles. Other</p>	<p><b>Map</b></p>

			students will get the opportunity to follow the same pattern.	
<b>Step 4</b>	<p><b>German is used as a tool in the learning of Geography. Students will identify</b></p> <ul style="list-style-type: none"> <li>- where others come from.</li> <li>- where others live.</li> </ul>		<p>Classwork: Students work on a handout <i>Woher kommst du?</i> as a follow up to the Power Point Presentation and correct it in class.</p>	<b>Handout: Woher kommst du?</b>
<b>Step 5</b>	<p><b>German is used as a tool in the learning of Geography. Students will locate</b></p> <ul style="list-style-type: none"> <li>- famous cities on a map of Germany.</li> </ul>		<p>Teacher led work (Homework): Students are given a handout <i>Fußball Maskottchen</i>.</p>	<p><b>Handout:</b> <i>Fußball Maskottchen</i> <a href="https://maryglasgowplus.com/magazines/Das-Rad-78125">https://maryglasgowplus.com/magazines/Das-Rad-78125</a></p>

**Final products that, e.g., could be added to the students' portfolio (dossier):**

Handout *Woher kommst du?*

**Authors:**

Erica Kawka Armeni [DLAP/erica.kawka.armeni@ilearn.edu.mt] and Ms. Valeria Mallia [Teacher of German and FLAP Teacher/valeria.mallia@ilearn.edu.mt]